

WELCOME TO ENDNOTE 20

 Clarivate™ | EndNote™



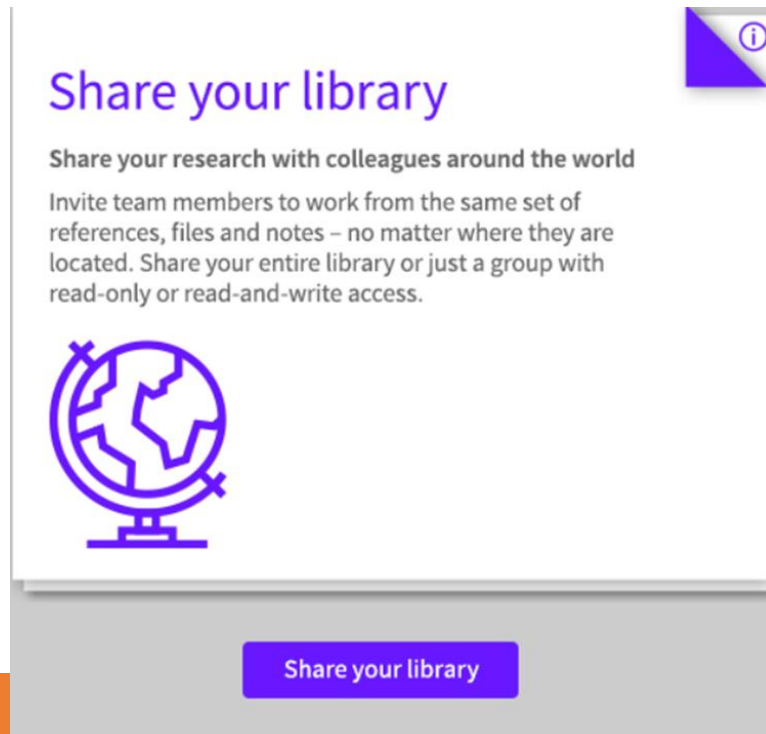
**Save hours and fly through
your next research paper**

WHAT CAN ENDNOTE DO FOR YOU?

- Create a customized library for all your references.
- Organize your library into groups.
- Find and attach PDFs, sound files, videos to references directly from online resources.
- Read and annotate attached PDFs.
- Insert those references as you type your document (CITE WHILE YOU WRITE).

What can EndNote do for you?


- Share your references, custom groups and group sets across multiple computers, share with others and access your references anywhere there is an internet connection.



Share your library

Share your research with colleagues around the world

Invite team members to work from the same set of references, files and notes – no matter where they are located. Share your entire library or just a group with read-only or read-and-write access.



Share your library

ENDNOTE ANYWHERE

Two components, ONE Library

- EndNote Desktop- Download from UMIT
- EndNote Online- Register for an account



EndNote Desktop: Downloading from UMIT website



INFORMATION
TECHNOLOGY

Search Information Technology Site



Welcome

About UMIT

New to UM

Services & Products

A-Z Listing

Alerts


Help & Support



[Learn More >](#)

[Learn More >](#)

Choose EndNote
from the list of
Software available



EndNote

EndNote

Online search and bibliographic organization tool.

[Learn More >](#)

Prism

GraphPad Prism

A scientific 2D graphing and statistical software specifically formatted for the analysis of quantitative and categorical data.

[Learn More >](#)

InCommon
CERTIFICATES

Incommon SSL
Certificates

Obtain unlimited certificates for all your domains.

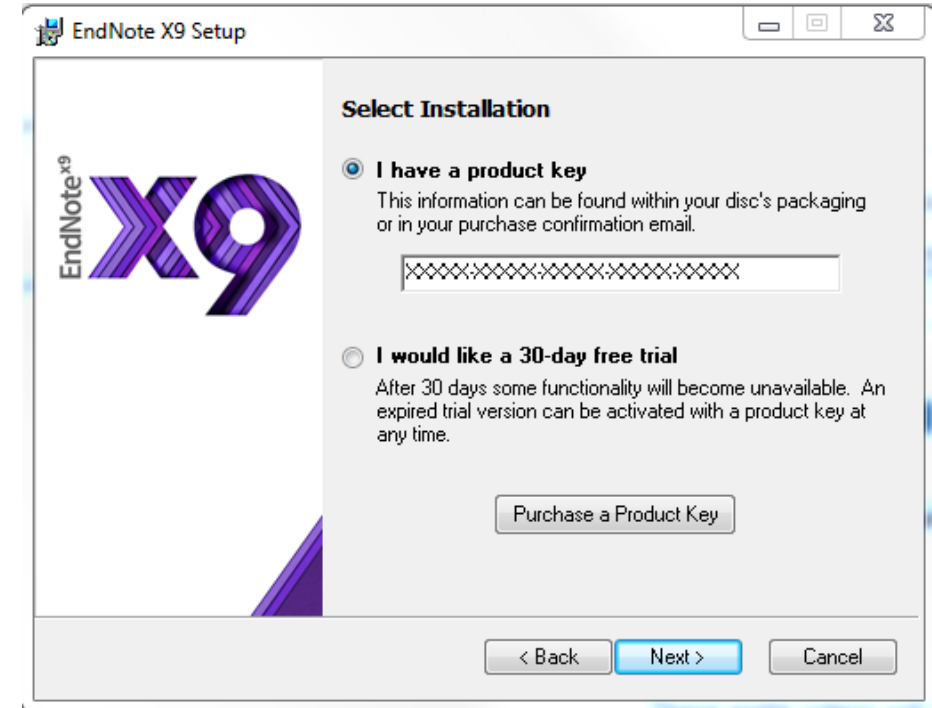
[Learn More >](#)

<http://it.miami.edu/a-z-listing/endnote/index.html>

EndNote Desktop: Downloading from UMIT website

While Downloading:

- Will ask for Product Key
- Close all Microsoft applications

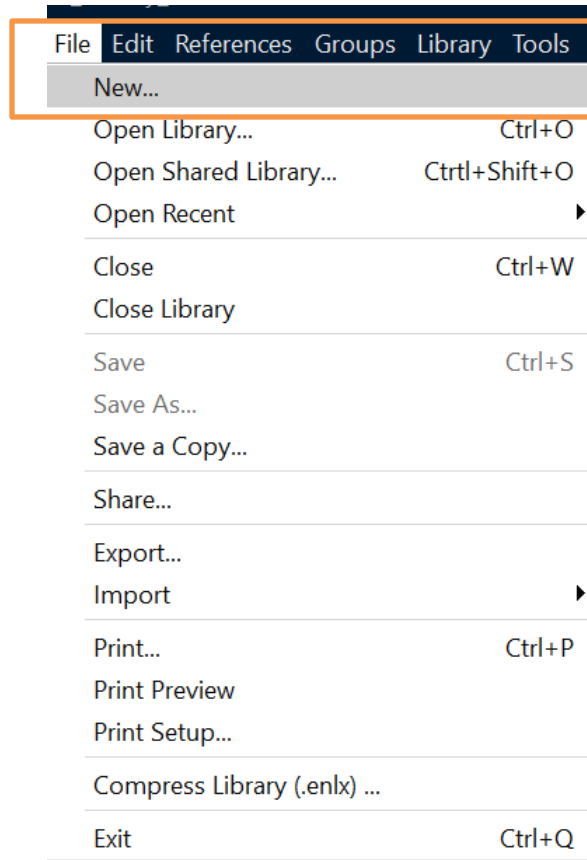


Any questions about:
Downloading
EndNote?



CREATING A NEW LIBRARY

When you first open EndNote, go to FILE, then select NEW from the dropdown menu.

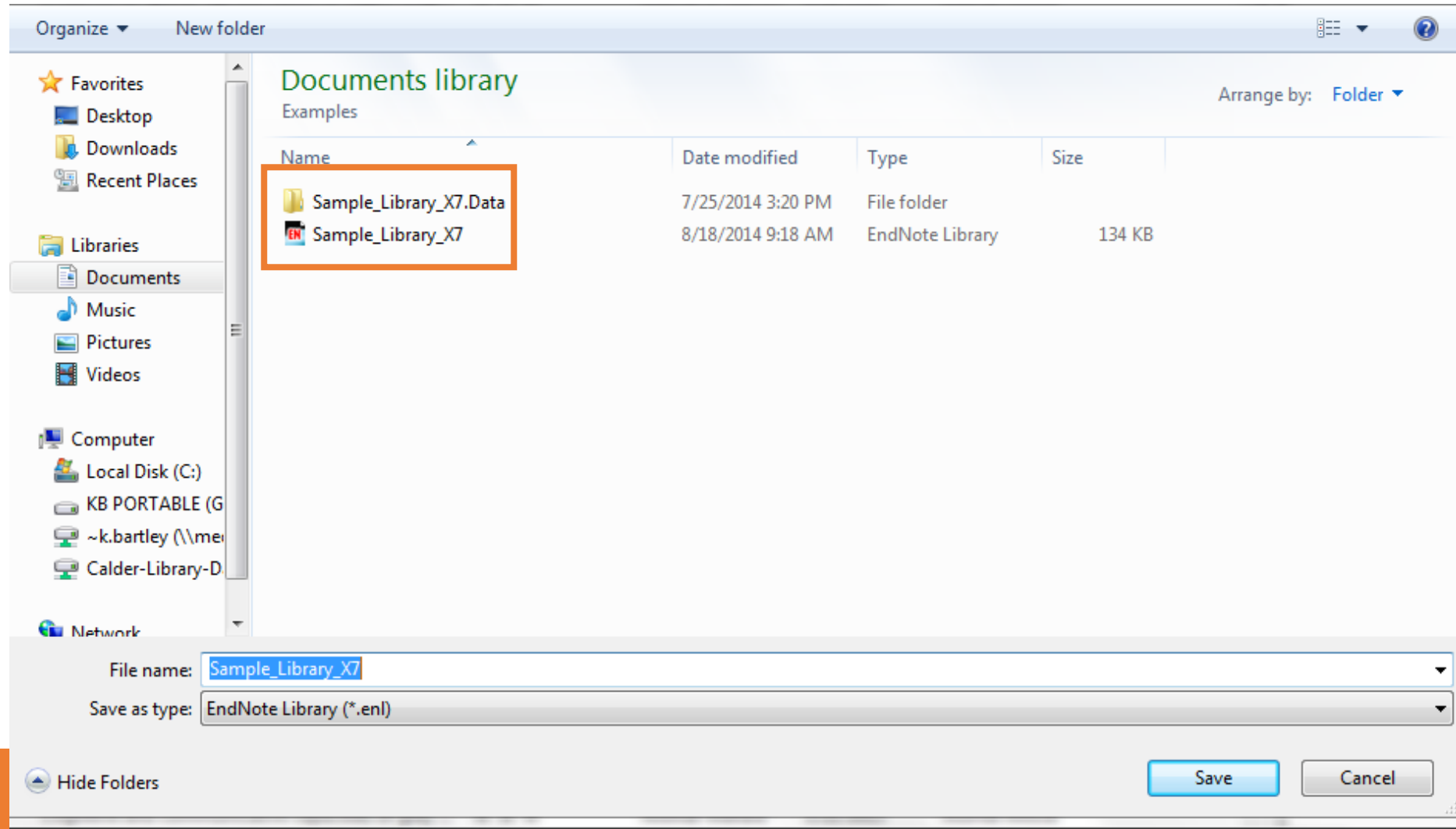


**Click FILE,
then NEW
to create
a new library**

Creating a New Library

- Opens a folder in the Documents folder on your computer.
- Name your library: Default Name is
My EndNote Library
- Creates a Library folder AND a Data folder

Opens a folder in the Documents folder on your computer.
Creates a Library folder **AND** a Data folder



Creating Groups for References- WHY?

- Easily find and reuse references from earlier projects, combine them into bibliographies for new projects.
- Use the groups feature, to create needed subgroups of references within a single Library.
- Store an unlimited number of references in a single Library on the desktop version.

Creating Groups for References

- Go to the Groups tab
- Click **Create Group Set**
- Name the set

To create groupings within a Group Set:

- Right click under the set you would like to put references
- Select **Create Group**
- Highlight the references you want to put in the group
- Drag over to group

Let's put our References in Groups

- Group by Subject Matter
- Group by Paper Topic or Title
- Group by Whatever you like!

Any questions about:
Creating Groups?



ADDING REFERENCES

There are a number of ways to get references into your library:

- **Direct Export from various databases into EndNote**
- **Search for references using EndNote**
- Import References from a Word document
- Manually create new references

Direct Export References from Online Databases PubMed

Your EndNote library should be open before attempting to import references.

The screenshot displays the EndNote interface. On the left is a sidebar with navigation options like 'All References' (1453), 'Recently Added' (1), 'Unfiled' (46), and 'Trash' (8). Below these are sections for 'MY GROUPS' (1407) and 'ONLINE SEARCH' with various database options like EMBASE, Jisc Library Hub Discover, Library of Congress, PubMed (NLM), and Web of Science Core Collection.

The main window shows a search interface for 'All References' with filters for Author, Year, and Title. Below the search bar is a table of search results:

Author	Year	Title	Rating
Lewis, J. S.; Hewitt, J. S.; Billington, L.; C...	2...	A randomized clinical trial comparing two...	S
Li, H. Y.; Cosgrove, G. P.; Swigris, J. J.	2...	Dyspnea in a 43-year-old woman with po...	C
Li, N.; Jiang, X.	2...	[Repair of head and neck malignant tumo...	L
Li, S.; Young, K. H.; Medeiros, L. J.	2...	Diffuse large B-cell lymphoma	F
Li, Y.; Yao, X.; Gu, L.	2...	Mondelez Hope Kitchen Program, China: ...	F
Li, Y. D.; Chi, W. Y.; Su, J. H.; Ferrall, L.; H...	2...	Coronavirus vaccine development: from S...	J
Liao, Z.; Tan, Z. W.; Zhu, P.; Tan, N. S.	2...	Cancer-associated fibroblasts in tumor mi...	C
LibraryThing		Take the Tour: What is LibraryThing?	
LibraryThing		LibraryThing Concepts: What are Tags?	
Stuart M. Lichtman; R. Donald Harvey; ...		Modernizing Clinical Trial Eligibility Criteria...	J
Lifshitz, A.	2...	Teaching and research in high specialty h...	C
I im. Jacqueline McCabe. Patricia Purce...	2...	'Another tool in my toolbox': Training sch...	C

The right-hand pane shows a preview of the selected reference: 'Coronavirus vaccine development: from SARS and MERS to COVID-19' by Y. D. Li, W. Y. Chi, J. H. Su, L. Ferrall, C. F. Hung and T. C. Wu. It includes the journal information (J Biomed Sci 2020 Vol. 27 Issue 1 Pages 104), accession number (33341119), PMCID (PMC7749790), DOI (10.1186/s12929-020-00695-2), and a link to the full article PDF.

Direct Export References from Online Databases: PubMed

Go to [PubMed](#)
under [E-Databases](#)
on the Calder
Library Home Page

The screenshot displays the Calder Library Home Page interface. On the left, a vertical navigation menu includes categories such as Library Hours, E-Books, E-Databases (highlighted with a purple arrow), E-Journals: A-Z, Newsletters and Reports, Resource Guides, and various electronic resources. The main content area features a search bar with tabs for uSearch, PubMed, UpToDate, and DynaMed. Below the search bar is a 'Featured Resource' section titled 'Quick Guide to Calder Library Remote Services' with a large green banner that reads 'WELCOME! MEDICAL CAMPUS STUDENTS!' and includes images of students. On the right side, there is a 'Blog Archive' section with a welcome message for new interns, a 'Biomedical Communications' section, a 'Go Mobile' button, and a 'Remote Access' section with 'Access Privileges' and 'Chat Service Hours' information. At the bottom right, there is a 'Chat With Us' window with a text input field and a 'Type here to chat. Press ENTER to send.' prompt.

PUBMED DOWNLOAD LIVE DEMO

Direct Export References from Online Databases

New PubMed

Type in
search in
PubMed

NIH U.S. National Library of Medicine
National Center for Biotechnology Information

Log in

PubMed.gov

Search PubMed Search

Advanced

PubMed® comprises more than 30 million citations for biomedical literature from MEDLINE, life science journals, and online books. Citations may include links to full-text content from PubMed Central and publisher web sites.

Learn
About PubMed
FAQs & User Guide
Finding Full Text

Find
Advanced Search
Clinical Queries
Single Citation Matcher

Download
E-utilities API
FTP
Batch Citation Matcher

Explore
MeSH Database
Journals

Trending Articles Latest Literature

Feedback

Direct Export References from Online Databases

Select articles,
then click the
Send to link

The screenshot shows the PubMed.gov search interface. At the top, the search bar contains 'breast cancer' and a blue 'Search' button. Below the search bar are links for 'Advanced', 'Create alert', and 'Create RSS', and a 'User Guide' link. A navigation bar contains 'Save', 'Email', and 'Send to' buttons, with the 'Send to' button circled in orange. To the right of these buttons are 'Sorted by: Best match' and 'Display options' buttons. The main content area shows '414,645 results' and '2 items selected'. On the left, there are filter options: 'All (414,645)', 'English & Humans (317,154)', 'published last 5 years (108,627)', and 'University of Miami School of Medicine (0)'. Below the filters is a 'RESULTS BY YEAR' section with a line graph showing an increase in results from 1789 to 2021. Two articles are listed with checkboxes: 1. 'Breast cancer: basics, screening, diagnostics and treatment.' and 2. 'Breast cancer in young women: an overview.'.

PubMed.gov

breast cancer

Advanced Create alert Create RSS

Search

User Guide

Save Email **Send to**

Sorted by: Best match Display options

MY NCBI FILTERS

414,645 results 2 items selected × Clear selection

All (414,645)

English & Humans (317,154)

published last 5 years (108,627)

University of Miami School of Medicine (0)

— show fewer

RESULTS BY YEAR

1789 2021

Breast cancer: basics, screening, diagnostics and treatment.

1 Wörmann B.

Cite Med Monatsschr Pharm. 2017 Feb;40(2):55-64.

PMID: 29952495 Review. English, German.

Share Patients with early **breast cancer**, with locally advanced disease and with locoregional relapse can be cured. Modern treatment is multimodal. ...**Breast cancer** specific mortality has continually decreased in the past 10 years. Five year survival rate is ...

Breast cancer in young women: an overview.

2 Anastasiadi Z, Lianos GD, Ignatiadou E, Harissis HV, Mitsis M.

Cite Updates Surg. 2017 Sep;69(3):313-317. doi: 10.1007/s13304-017-0424-1. Epub 2017 Mar 4.

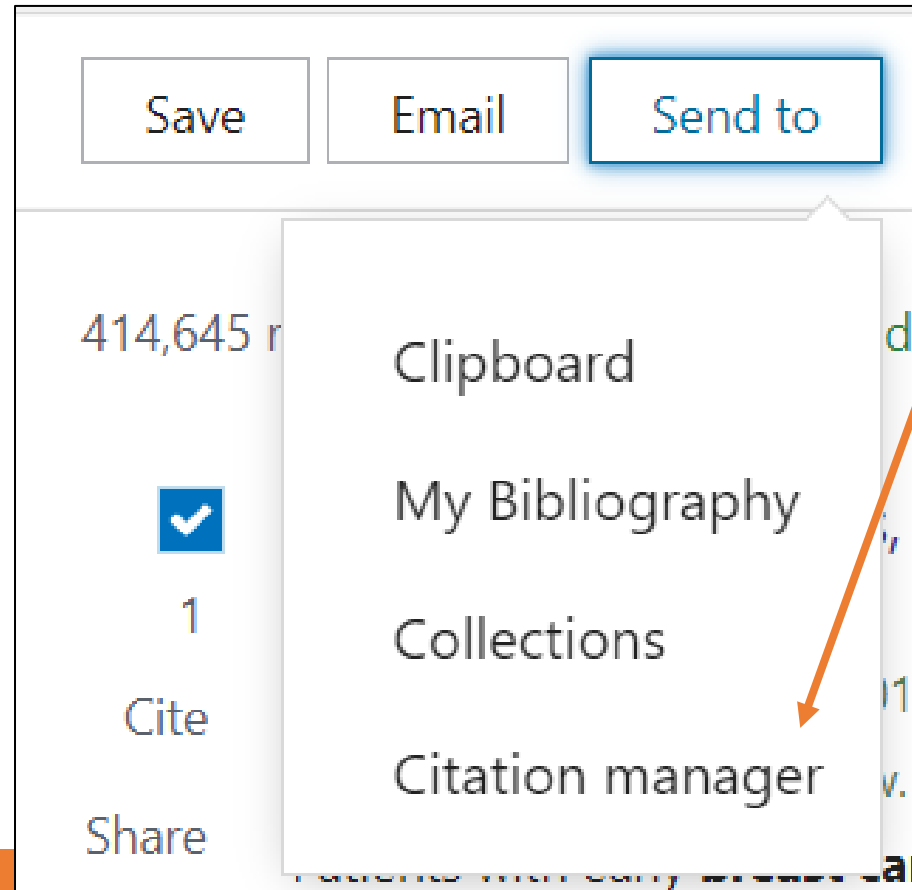
PMID: 28260181 Review.

Share Despite dramatic advances in **cancer** research setting, **breast cancer** remains a major health problem and represents currently a top biomedical research priority. ...Recently the researchers' interest has been attracted by **breast cancer** arising in ...

Direct Export References from Online Databases

PubMed

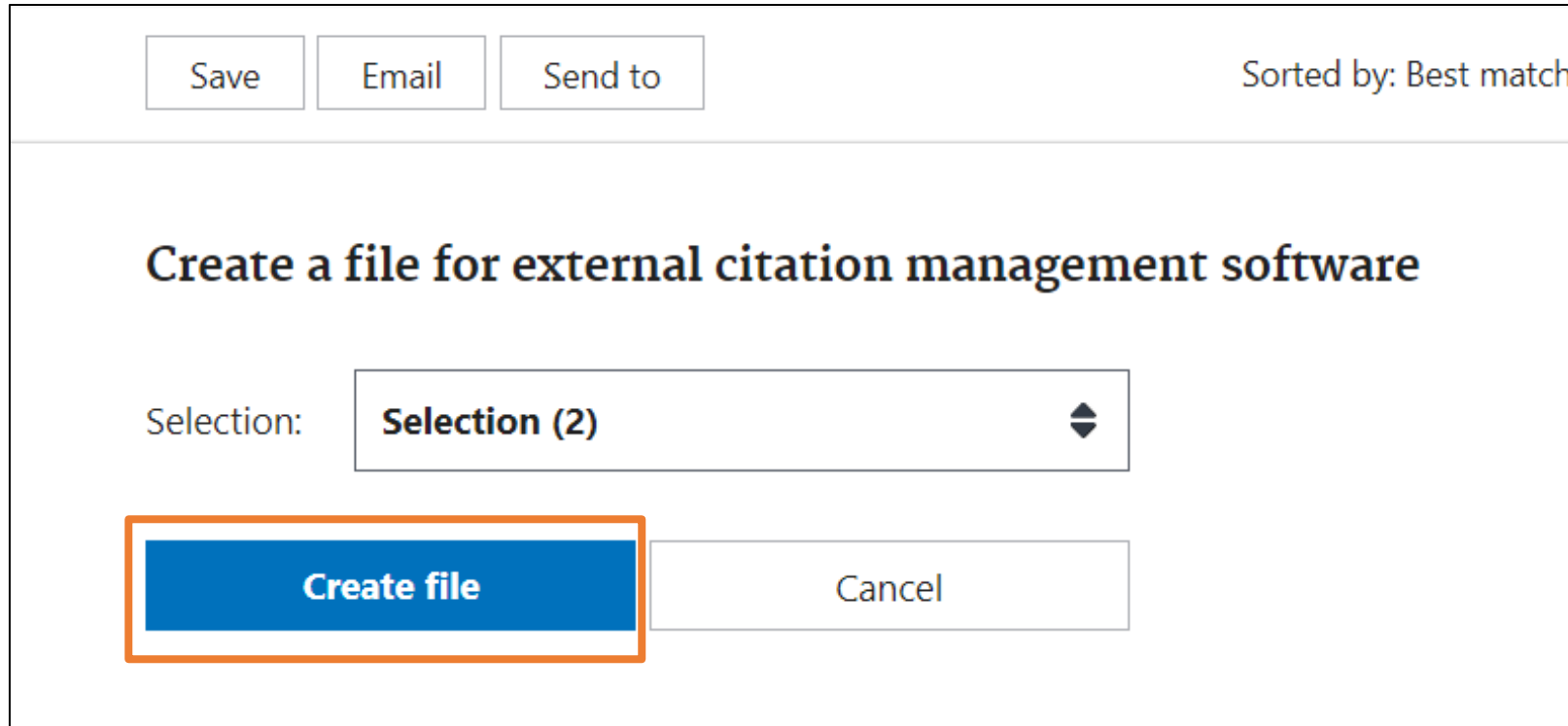
Select ***Citation Manager***



Direct Export References from Online Databases

PubMed

Click the ***Create File*** button



Save Email Send to Sorted by: Best match

Create a file for external citation management software

Selection: Selection (2) ▾

Create file Cancel

Let's add References to our Library

Some interesting topics to search for in PubMed:

- Disease AND natural disaster
- COVID-19 AND health disparities
- Health care worker burnout
- Cultural diversity AND health
- Vaccine Hesitancy

Direct Export References from Online Databases

Other Databases for Direct Export:

- Web of Science
- Scopus
- CINAHL
- Cochrane Library
- Google Scholar
- Directly from Journal/ Article webpages

Any questions about:
Exporting References
from PubMed?



Searching for References Using EndNote

You can use EndNote to search databases:

- Shows you all the articles related to your search
- Allows you to choose which articles will be imported, can add them to your groups

Searching for References Using EndNote

Click on the
Online Search
Tab

Then select the
database to search
for references

The screenshot shows the EndNote interface with the following components:

- Left Sidebar:** A list of search groups. The 'ONLINE SEARCH' group is highlighted with an orange box. Below it are several databases: EMBASE (OvidSP), Jisc Library Hub Discover, Library of Congress, PubMed (NLM), and Web of Science Core Collection (Cl...).
- Main Window:** Displays a list of references under the 'All References' tab. The selected reference is:
Li, Y. D.; Chi, W. Y.; Su, J. H.; Ferrall, L.; H...
Coronavirus vaccine development: from SARS and MERS to COVID-19
- Right Sidebar:** Shows the details for the selected reference, including the title, authors (Y. D. Li, W. Y. Chi, J. H. Su, L. Ferrall, C. F. Hung and T. C. Wu), and a link to the full text: https://www.ncbi.nlm.nih.gov/pmc/articles/PMC7749790/pdf/12929_2020_Article_695.pdf

Searching for References Using EndNote

KB_Library_X9-2020

File Edit References Groups Library Tools Window Help

PubMed (NLM) +

Author (Smith, A.B.) Contains [] + x

And Year Contains [] + x

And Title Contains [] + x

Search options Search

PubMed (NLM) (+)

Author Year Title Rating

No reference selected

Use the search boxes at the top to enter search terms, then click **Search**

Search for group

TY OF MIAMI
SCHOOL
ICINE
rial Library

Import References from a Word Document

- Open Word Document with a bibliography
- Go to the Tools tab, select Export to EndNote
- Select an option depending on the document:
 - Travelling Library: If the document has EndNote formatting already embedded.
 - Word Citations: If the document is a normal Word Document .

For Word Citations, this only works if citations were done using the Word References tab.

MANUAL ENTRY REFERENCES

- To create a reference, go to:
 - **References**
 - **New Reference**
 - Select **Reference Type**
 - Enter as much info as possible
 - Attach PDFs or other files relevant to the reference

Any questions about:
Other ways to get
references into
EndNote?



Importing PDFs And PDF Handling: The MOST amazing thing about EndNote!



FIND FULL TEXT

IMPORT YOUR PDFs, THEN LET ENDNOTE FIND THE REST.

- Search hundreds of online **resources** to collect references and PDFs.
- Import the PDFs you have on your computer.
- Select the reference you want to find the full text for and let **EndNote** find them for you.
- Easily find and fill in missing and incomplete information.

Find PDFs for References in your Library: Online

The screenshot shows a library reference management application. A right-click context menu is open over a list of references, with the 'Find Full Text' option highlighted. The interface includes a sidebar with navigation options like 'All References', 'Recently Added', and 'MY GROUPS'. The main area shows a list of references with columns for Author, Title, and Rating. A detailed view of a reference is shown on the right side.

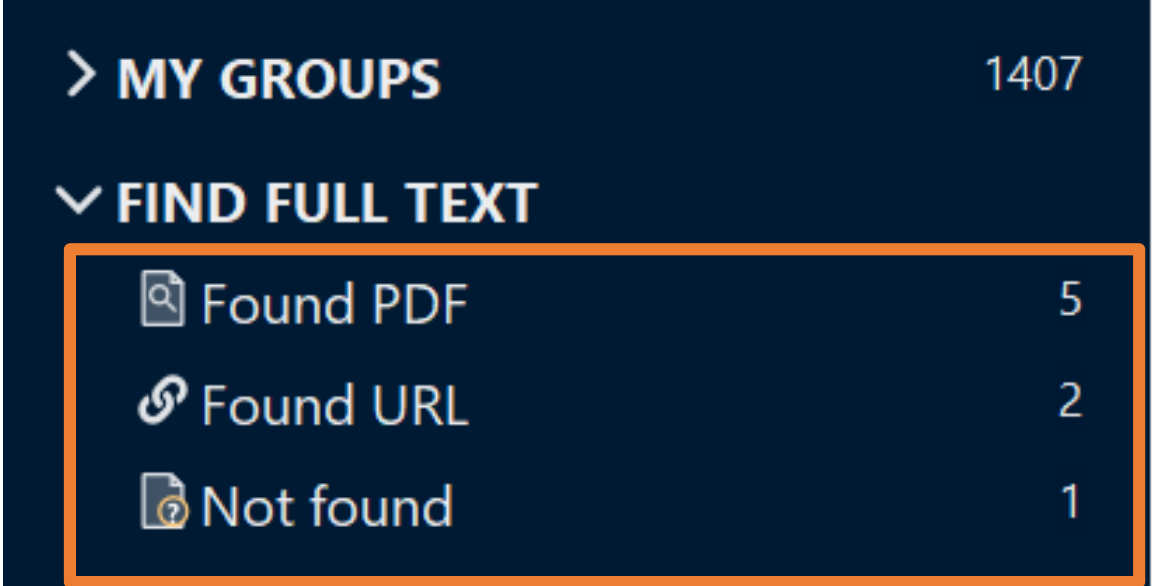
Author	Title	Rating
Llargues, E.; R...	...-term evaluation of an education...	...
Lobo, J.; Pinto...	...metastasis from uveal melanoma...	...
Locke, Jill; Shi...	...act of implementation support o...	...
Loibl, S.; Denker...	Neoadjuvant treatment of breast cancer--...	...
Long, K. N.; Long...	Development and validation of the Indian...	...
Long, Sara J.; Li...	Testing the "Zero-Sum Game" Hypothesis...	...
Lorenzo-Blanco,...	Acculturation, enculturation, and sympto...	...
Lorenzo-Blanco,...	Acculturation, gender, depression, and ci...	...
Losina, E.; Smith...	Cost-Effectiveness of Diet and Exercise fo...	...




Select all the references you want to find PDFs for. Right Click on: **Find Full Text**

Find PDFs for References in your Library: Online Resources

EndNote tracks the progress of PDFs found and puts them into 3 categories:

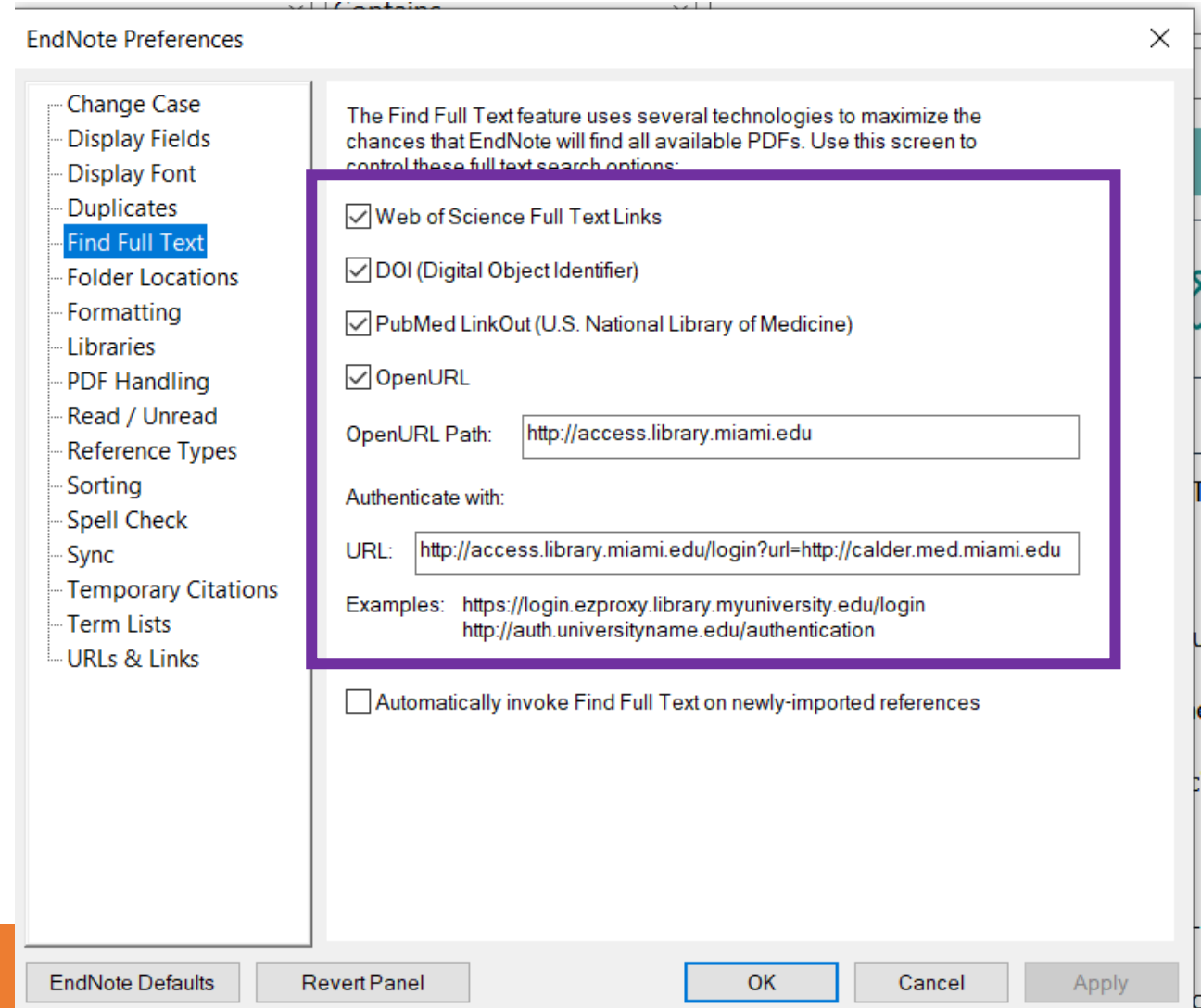
- Found PDF
- Found URL
- Not Found



> MY GROUPS	1407
∨ FIND FULL TEXT	
 Found PDF	5
 Found URL	2
 Not found	1

Find PDFs for References in your Library: Find Full Text Preferences

EndNote uses several pathways to find full text PDFs. To connect to Calder's resources, make sure you are connected using remote access.



FIND PDF'S FOR YOUR REFERENCES

USING PDFS IN ENDNOTE

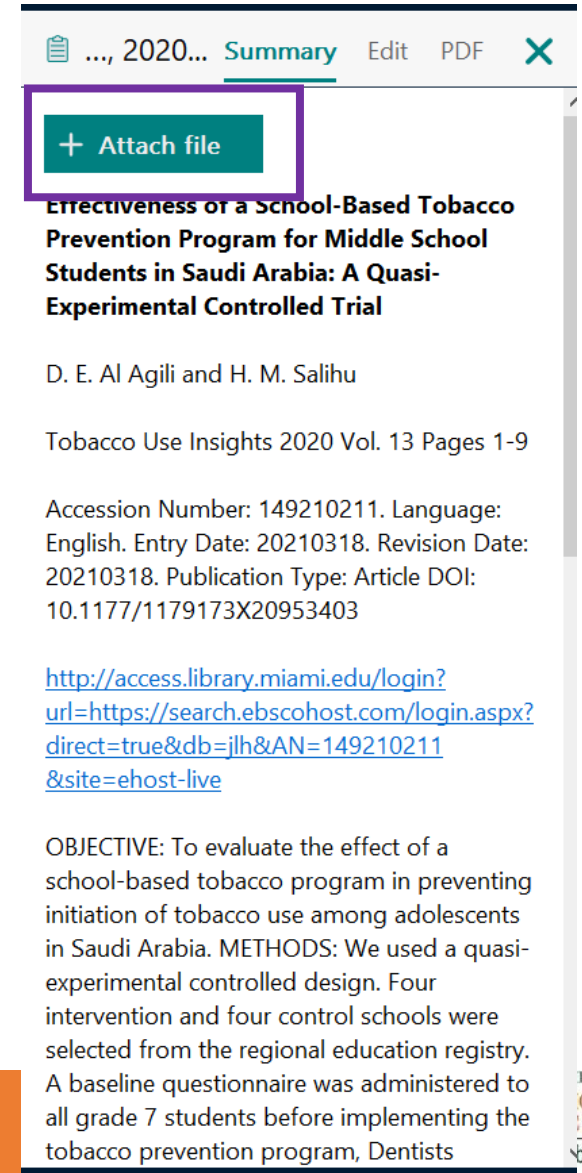
- Open PDF full screen
- Print PDF
- Email PDF
- Highlight
- Sticky Notes
- Always remember to SAVE your changes!

MANUALLY ATTACH PDFS FOR REFERENCES YOU ALREADY HAVE

- Select the reference you want to attach the PDF to
- Click **Attach File** in the Summary panel

OR

- Go to the **References** tab
- Click **File Attachments**
- Click **Attach File**



The screenshot shows a library interface with a summary panel. The panel title is "..., 2020... Summary" with options for "Edit" and "PDF". A green button with a white plus sign and the text "+ Attach file" is highlighted with a purple box. Below the button, the article title is "Effectiveness of a School-Based Tobacco Prevention Program for Middle School Students in Saudi Arabia: A Quasi-Experimental Controlled Trial". The authors are "D. E. Al Agili and H. M. Salihu". The journal information is "Tobacco Use Insights 2020 Vol. 13 Pages 1-9". The accession number is "149210211". The language is "English". The entry date is "20210318". The revision date is "20210318". The publication type is "Article". The DOI is "10.1177/1179173X20953403". A URL is provided: <http://access.library.miami.edu/login?url=https://search.ebscohost.com/login.aspx?direct=true&db=jlh&AN=149210211&site=ehost-live>. The objective is "To evaluate the effect of a school-based tobacco program in preventing initiation of tobacco use among adolescents in Saudi Arabia." The methods are "We used a quasi-experimental controlled design. Four intervention and four control schools were selected from the regional education registry. A baseline questionnaire was administered to all grade 7 students before implementing the tobacco prevention program, Dentists".

Any questions about:
PDF Handling?



ENDNOTE ONLINE



- Set-up your personal EndNote online account
- Sync your files across platforms
- Access your references and file attachments from anywhere
- Share reference groups with colleagues and collaborators

How do I get started: EndNote Online



www.myendnoteweb.com

The screenshot shows the EndNote Online user interface. At the top, it says "Sign in to continue with EndNote". Below this, there are two main sections. The left section is for signing in, with fields for "Email address" and "Password" (with a toggle for visibility). There is a "Forgot password?" link and a "Sign in" button. The right section is for new users, titled "Not a member yet?", with a "Register" button. Below the sign-in fields, there are social media icons for Facebook and LinkedIn with the text "or sign in using". At the bottom of the sign-in section, there is a disclaimer: "By signing in, you acknowledge and agree to our Terms of Use and Privacy Statement." and a link: "Need help? Contact EndNote Customer Care." Below the sign-in section is a promotional banner for the desktop version, featuring the EndNote logo, the text "Try EndNote desktop for 30 days, we think you'll like it.", the subtext "Access anywhere, on your desktop and online.", and a "Download" button. At the very bottom, there are three icons with labels: "Smarter Teamwork" (with a group of people icon), "Smarter Workflow" (with a gear icon), and "Smarter Insights" (with a magnifying glass icon).

How do I get started: EndNote Online

Sign up for an account

Register to continue with EndNote

<p><i>Email address</i></p> <input type="text"/>	<p>Already a member?</p> <input type="text"/>
<p><i>Password</i></p> <input type="password"/>	<input type="button" value="Sign in"/>
<p><i>Re-enter password</i></p> <input type="password"/>	OR
<p><i>First name</i></p> <input type="text"/>	
<p><i>Last name</i></p> <input type="text"/>	
<input type="button" value="Register"/>	
<p>or register using  </p>	

By registering, you acknowledge and agree to our [Terms of Use](#) and [Privacy Statement](#).

Need help? Contact [EndNote Customer Care](#).

How do I get started: EndNote Online



Show Getting Started Guide

Quick Search

in All My References

Search

My References

All My References (1453)

[Unfiled] (46)

Quick List (0)

Trash (8) Empty

My Groups

2015 (8)

Activities (1)

Activity 5 (1)

Activity 6- Google (5)

Activity 6- PubMed (10)

Acute Kidney Injury (7)

Adolescent Obesity (20)

All (8)

Anal Cancer Stage 4 (8)

APA- JAMA Demo Document (2)

Article (20)

Article Writing Project (3)

Assessing Info Needs- Paper 1 (13)

All My References

Show 10 per page

Page 1 of 146 Go

Want a modern interface, group sharing and one-click access to full text? Try EndNote 20. Close

All Page Add to group... Copy To Quick List Delete

Sort by: First Author -- A to Z

<input type="checkbox"/>	Author	Year	Title
<input type="checkbox"/>		2018	Librarian Design Share Added to Library: 01 Apr 2018 Last Updated: 31 Jan 2019 Online Link → Go to URL
<input type="checkbox"/>			IEEE Code of Ethics Added to Library: 13 Feb 2017 Last Updated: 31 Jan 2019 Online Link → Go to URL
<input type="checkbox"/>			National Society of Professional Engineers Code of Ethics for Engineers Added to Library: 13 Feb 2017 Last Updated: 31 Jan 2019 Online Link → Go to URL
<input type="checkbox"/>		2006	Pancreatic Transplantation Added to Library: 16 Oct 2018 Last Updated: 31 Jan 2019 Online Link → Go to URL

ENDNOTE SYNC

Sync your references, custom groups & group sets across multiple computers, share references with others and access your references anywhere there is an internet connection.

SYNC YOUR LIBRARY

Connect your desktop, online & iPad libraries

To access your research library anywhere, set up an EndNote account and link it to your X7 desktop client



The diagram shows a central cloud icon with a desktop monitor and a laptop icon inside it. Three dotted lines with orange arrowheads connect this central cloud to three devices: a laptop on the left, a desktop monitor on the right, and an iPad on the right. Each device screen displays a white circular refresh icon on a blue background, indicating synchronization. The iPad is positioned above the desktop monitor.

MIAMI
HOOL
IE
Library

Sync your EndNote Desktop library to your EndNote Online library

KB_Library_X9-2020

File Edit References Groups Library Tools Window Help

k.bartley@med.miami.edu

Sync Status

Sync Status

Sync Now Refresh Status

Sync Details

Last sync: Tuesday, August 23, 2022 at 17:35:38 PM -0400

Sync status: All changes have been sent.

Error code: None

Error message: None

Local Library

Library name: KB_Library_X9-2020

References: 1461

Groups: 119

Group sets: 69

Attachments: 442

Online Library

Account email: k.bartley@med.miami.edu

Serial number: 3092075854

References: 1461

Groups: 119

Group sets: 69

Attachments: 438 (508.05 MB)

Limits

Number of references: 1000000 (998539 can still be added)

Number of groups: 5000 (4881 can still be added)

Number of group sets: 5000 (4931 can still be added)

Attachment storage: Unlimited

Search for group

eduesaul@hotmail.com, Lung Cancer

hjq4@med.miami.edu, EANRD Refer...

jxl1830@miami.edu, New refernces

kla33@miami.edu, 2010 Publications

EMBASE (OvidSP)

Jisc Library Hub Discover

Library of Congress

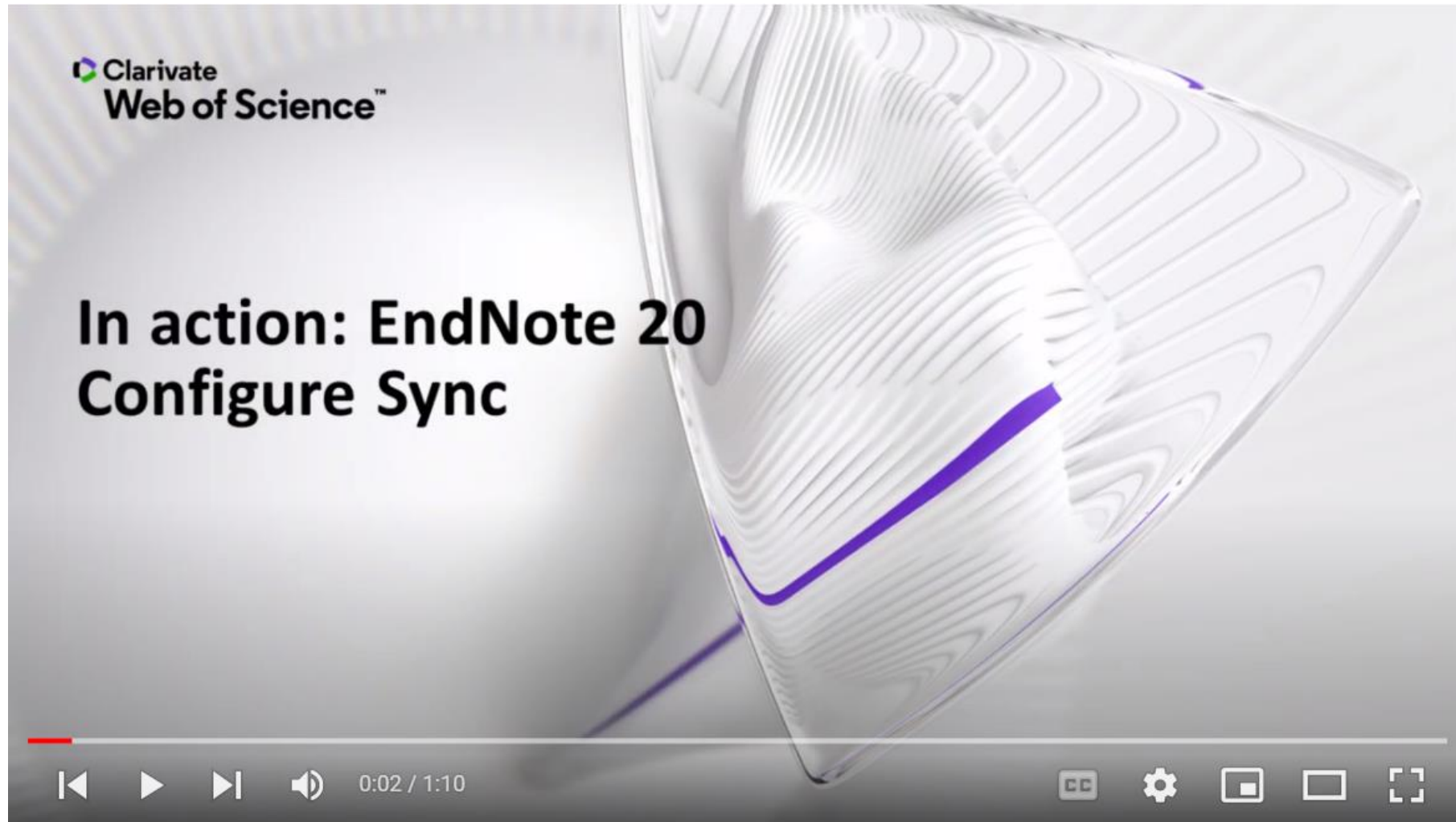
PubMed (NLM)

Web of Science Core Collection (Cl...

more...

Click the **Sync Status** tab to synchronize your desktop & online libraries.

Sync your EndNote Desktop library to your EndNote Online library



<https://youtu.be/Vk6WRNeQZ1Y>

Any questions about:
EndNote Online &
Sync?



CITE WHILE YOU WRITE (CWYW)



CITE WHILE YOU WRITE™

YOUR CITATIONS ARE INSTANTLY ADDED AS YOU WRITE.

- Change the styles in a document as many times as needed.
- Format **references** for any project with 5000+ styles to use.
- Create custom styles with style customization tools.

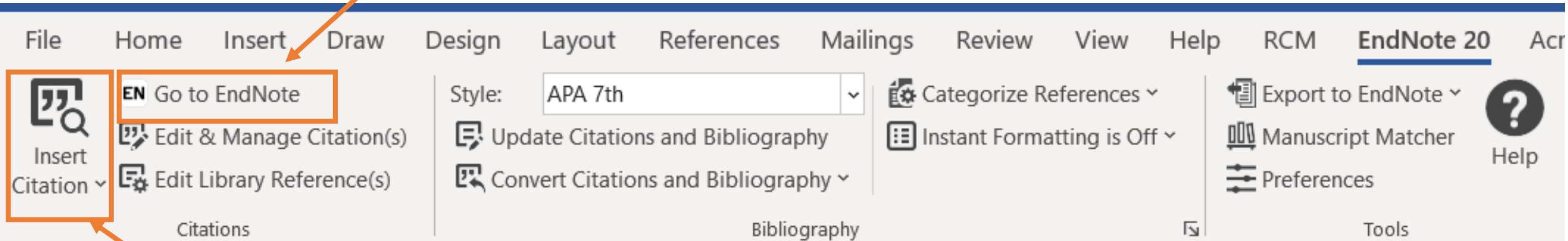
CITE WHILE YOU WRITE:

Adding Citations to your Document

- Create a Word Document
- Use Cite While You Write to insert references:
 - Insert by search your EndNote Library within Word
 - Select them from your EndNote Library, then insert using:
 - **Go to EndNote command**
 - **Insert Citations command**

EndNote Tool Bar in Microsoft Word

Go to EndNote command



Insert Citations command

CWYW LIVE DEMO

Any questions about:
Cite While You Write?



COLLABORATION: SHARING ENDNOTE REFERENCES

Share your library

Share your research with colleagues around the world

Invite team members to work from the same set of references, files and notes – no matter where they are located. Share your entire library or just a group with read-only or read-and-write access.



Share your library

- Share an entire EndNote Library
- Share groups of references using EndNote Online
- Send A Compressed Library
- The Traveling Library

HOW TO SHARE REFERENCES



<https://youtu.be/l-oST9Yr-UU>

ADDITIONAL RESOURCES

Calder Library Resource Guide on EndNote

Special Collections

Tutorials

Online Tutorials

CINAHL

EndNote

PubMed

RefWorks

Scopus

EndNote

Home Download EndNote EndNote Tutorials EndNote Help

Table of Contents

- [Download EndNote](#)
- [EndNote Tutorials](#)
 - EndNote Tutorial Videos
 - EndNote Training Options & Reference Guides
- [EndNote Help](#)
 - EndNote Specialist


Calder Medical Library's Resource Guide for EndNote

Welcome to the Calder Medical Library Resource Guide for EndNote Citation Manager.


This guide is designed to provide assistance downloading and learning the basics of the software.

We hope you find this page useful!

Subject Guide Specialist

 **Kelsa Bartley**
Education and Outreach Librarian
k.bartley@med.miami.edu

Contact Us

 UNIVERSITY OF MIAMI
MILLER SCHOOL of MEDICINE
LOUIS CALDER MEMORIAL LIBRARY

Department of Learning, Research, and Clinical Information Services


- Email: reference@miami.edu
- Phone: 305-243-6648
- Ask a Librarian:
<http://calder.med.miami.edu/librarians>

About EndNote

EndNote™

EndNote gets you organized, saves you time, and helps you fly through your next research project.

- Import references
- Share reference libraries
- Cite while you write
- Reformat citation styles



Research. Smarter.

ADDITIONAL RESOURCES

- YouTube:

<https://www.youtube.com/user/EndNoteTraining/videos>

EN EndNoteTraining
38.7K subscribers

SUBSCRIBED

HOME VIDEOS PLAYLISTS COMMUNITY CHANNELS ABOUT

Created playlists

Thumbnail	Video Count	Playlist Title	View Full Playlist
EndNote™ Click for libraries (formerly Kopernio)	4	EndNote Click	VIEW FULL PLAYLIST
What are you missing by using only EndNote basic?	11	EndNote 20	VIEW FULL PLAYLIST
In action: EndNote 20 Recover Library	17	EndNote 20 (Windows) expert features	VIEW FULL PLAYLIST
In action: EndNote 20 smart groups	14	EndNote 20 (Windows) advanced features	VIEW FULL PLAYLIST
In action: EndNote 20 library creation	20	EndNote 20 (Windows) essential features	VIEW FULL PLAYLIST

ADDITIONAL RESOURCES

EndNote Training Website - <https://clarivate.com/webofsciencegroup/support/endnote/>

Training Options

Video Tutorials



Watch our library of brief video tutorials

Self-Guided Learning



Enroll for in-depth, self-guided courses, available when you are

Reference Guides



Download PDF reference guides

Live Training



Sign up for live training webinars

LibGuides



Find highly-detailed articles, guides, and special resources for librarians

Recorded Webinars



Watch previously recorded webinars

ADDITIONAL RESOURCES

- EndNote For iPad and iPhone

Go mobile with
the iPad app

Switch from desktop to iPad without
skipping a beat. Your EndNote library is
synced up and ready to go.



EN

WHAT DID WE LEARN TODAY?

- How to create a library in EndNote
- How to get your references into the library
- How to import PDFs for references and attach PDFs you already have to references in your library
- Creating an Online Library and Syncing your Desktop Library to your Online Library
- Cite While you Write
- Ways to share your references with others

FOR MORE INFORMATION

Contact Me:

Kelsa Bartley

Education & Outreach Librarian

Phone: 305-243-5530

Email: k.bartley@med.miami.edu

Learning, Research & Clinical Information Department

Phone: 305-243-6648

Email: reference@med.miami.edu

How Did We Do?

Your feedback is important to us!



Please fill out this brief survey:

<https://tinyurl.com/calderfeedback>



The Calder Library is here for U